






THE CROKE PARK

DOYLE COLLECTION • DUBLIN

| Name | Area (sqm) | Size (m) | Floor Location |  |  |  |  |  | Daylight | Wi-Fi |
|---------------------|------------|------------------|----------------|---|---|---|---|---|----------|-------|
| Clonliffe Room | 50 | 7.6 x 6.6 x 2.95 | Ground Floor | 50 | 20 | 20 | 24 | 40 | Yes | Yes |
| Fitzroy Room | 50 | 7.6 x 6.6 x 2.95 | Ground Floor | 50 | 20 | 20 | 24 | 40 | Yes | Yes |
| Russell Room | 50 | 7.6 x 6.6 x 2.95 | Ground Floor | 50 | 20 | 20 | 24 | 40 | Yes | Yes |
| Murphy Room 1-4 | 17 | 4.5 x 3.8 x 3.3 | Ground Floor | - | - | - | 8 | - | Yes | Yes |
| Executive Lounge | 88 | 11.4 x 7.7 x 2.5 | 4th Floor | - | - | - | - | 60 | Yes | Yes |
| Executive Boardroom | 22 | 5.9 x 3.7 x 2.5 | 4th Floor | - | - | - | 10 | - | Yes | Yes |
| The Long Room | 103 | 14.8 x 7 x 3.8 | Ground Floor | - | - | - | - | 60 | Yes | Yes |
| The Hawthorn | 77 | 11 x 7 x 3.8 | Ground Floor | - | - | - | - | 50 | Yes | Yes |
| Blue Room | 121 | 11 x 11 x 3.8 | Ground Floor | - | - | - | - | 100 | Yes | Yes |
| The Garden Terrace | 115 | 15.3 x 7.5 x 2.5 | Ground Floor | - | - | - | - | 60 | Yes | Yes |