









# THE BLOOMSBURY

## LONDON

Name	Area (sqm)	Size (m)	Floor Location									Daylight	Wi-Fi
George V	266	26 x 10.3 x 5.4	Ground Floor	300	160	70	60	160	80	200	320	Yes	Yes
Queen Mary Hall	262	25.6 x 10.3 x 5.4	Second Floor	250	140	60	50	110	70	160	280	Yes	Yes
The Chapel	61	9.1 x 6.7 x 5.8	First Floor	30	-	-	20	-	-	18	40	Yes	Yes
The Seamus Heaney Library	61	9.6 x 6.8 x 2.7	First Floor	40	18	22	26	18	-	30	45	Yes	Yes
Tavistock	210	21.6 x 9.7 x 3.56	Lower Ground Floor	200	100	-	-	120	78	140	220	Yes	Yes
Tavistock 1	141	14.5 x 9.7 x 3.56	Lower Ground Floor	120	60	35	35	60	45	100	150	Yes	Yes
Tavistock 2	69	7.1 x 9.7 x 3.56	Lower Ground Floor	60	30	21	24	36	30	-	70	Yes	Yes
Bedford Studio 2	52	7.4 x 7 x 2.5	Lower Ground Floor	40	27	21	20	24	27	-	-	No	Yes
Bedford Studio 4	65	9.5 x 6.9 x 2.5	Lower Ground Floor	60	42	28	30	30	32	-	-	No	Yes